

## THE MARKET IN 2016

This year may have delivered a series of political surprises, but these have had a limited effect on the housing market so far. As we move into 2017, economic uncertainty may weigh on the market, but it is property taxes which continue to shape the residential landscape, as well as the undersupply of housing and ultra-low mortgage rates

### Key facts December 2016

**Average annual house price growth across the UK slowed to 4.4% in November**, according to Nationwide

**Prices in prime central London fell 4.8%** in the year to the end of November...

**...however new buyer registrations rose 28% between September and November** compared to the same period in 2015

**Average UK house prices are forecast to rise by 14%** across the UK over the next five years

### Economic and housing market overview

House prices across the UK are rising on an annual basis, although the rate of growth is starting to slow and there are still large regional variations. As we move into 2017, economic uncertainty may weigh on the housing market, but the key fundamentals of the market remain – namely property taxes, a shortage of housing, and ultra-low mortgage rates.

Transaction levels were skewed this year by the introduction of the extra 3% stamp duty for additional homes, which started in April, as the chart below shows.

The Bank of England's rate-setting committee voted to keep the base rate unchanged at 0.25% in December, keeping interest rates pegged at historically low levels.

The same can be said of mortgage rates. While some jostling and competition between lenders has led to the withdrawal of a few deals, there are still many home loans available at interest rates which are lower than many have ever experienced.

This is because swap rates, the money market rates which determine the price of fixed-rate lending, are also near historic lows.

### Swap rates near record lows

Annual % change



Source: Knight Frank Research

This low-rate environment is to some extent helping underpin the market at present, as is the lack of supply of new homes. While the delivery of new-build



**GRÁINNE GILMORE**  
Head of UK Residential Research

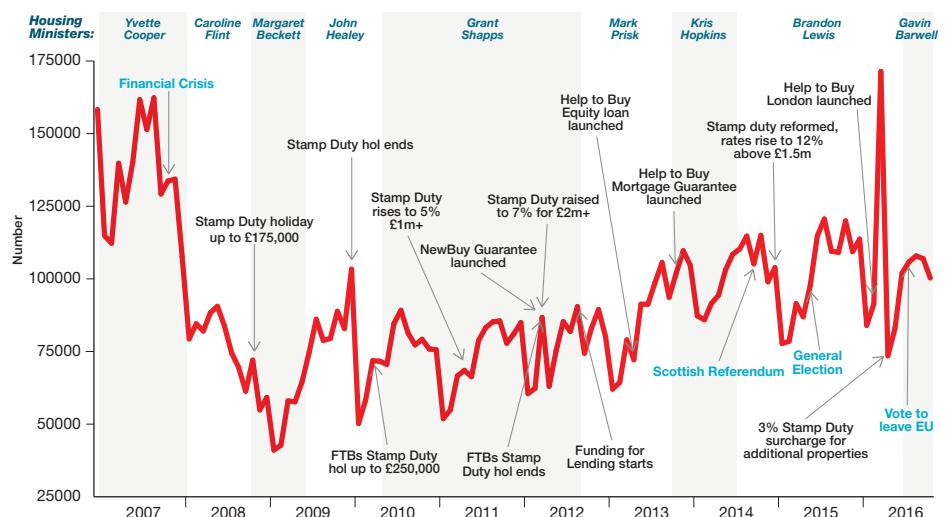
“Transaction levels were skewed this year by the introduction of the extra 3% stamp duty for additional homes in April.”

Follow Gráinne at [@ggilmorekf](#)

For the latest news, views and analysis on the world of prime property, visit [Global Briefing](#) or [@kfglobalbrief](#)

### UK housing transactions and policy changes

(E&W) 2007-2016



Source: Knight Frank Research/HMRC

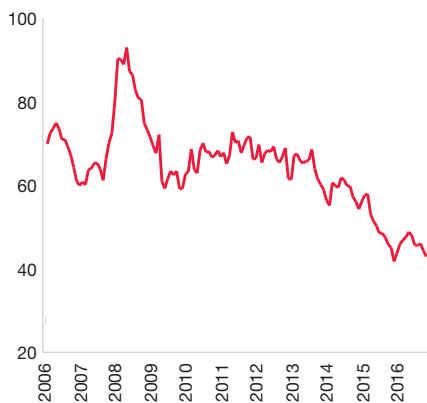
# UK RESIDENTIAL MARKET UPDATE DECEMBER 2016

housing has risen sharply in the last few years, there is still a historical shortfall to address, especially in highly urbanised areas. The problem of a shortage of new-build stock is compounded by the lack of second-hand housing available for sale too.

The chart below shows the number of homes typically on offer at estate agency branches across the country – the downward trend is evident. This has been exacerbated in recent years by rising stamp duty charges, encouraging more homeowners to remain in situ rather than moving house, which in turn is making it difficult for those who want to move up or down the housing ladder. The lack of housing on the market is also putting a floor under pricing in many areas.

## Stock of housing for sale

Average stock per surveyor per branch



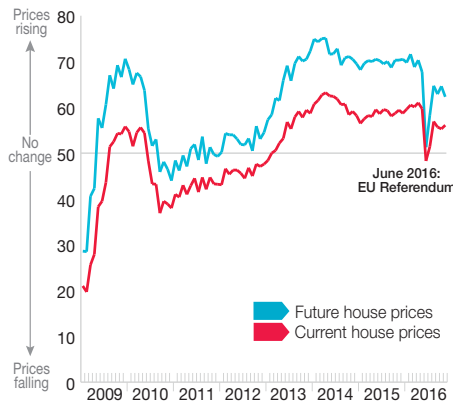
Source: Knight Frank Research / RICS

Consumer confidence has bounced back to some extent after the UK's vote to leave the EU. As the chart shows, the House Price Sentiment Index (HPSI), released every month by Knight Frank and Markit Economics, shows that while households' expectations for house price growth are not as strong as they were at the peak

of the market in 2014, they have settled firmly back in positive territory after the Brexit vote.

## House Price Sentiment settling post-Brexit vote

House Price Sentiment Index



Source: Knight Frank Research / IHS Markit

However there are still a range of global and domestic factors which could have an impact on prime and mainstream markets in the short to medium term, something we investigate more fully in our [Risk Monitor](#), published alongside the latest [Knight Frank forecasts](#).

## Prime market update

Prices in prime central London (PCL) fell by 4.8% in the year to the end of November, but in terms of pricing, the split between PCL East and West is still pronounced, as shown in the map below. This gap in price trends is expected to continue, as explained further in our most recent [forecasts](#). Transactions levels in the three months to November were down 25% compared to the same period last year, but there have been signs of increased demand amid a 23% increase

in the volume of new buyers over the same time period.

Prices in the [prime country market](#) are up 0.5% on the year in Q3 while in [Scotland](#), prime country house prices slipped by 0.2% on the year in Q3, while values in the prime Edinburgh market were up by 1.6%.

## Rental market

Average rents across the UK rose by 2.3% in the year to October. Rents across Greater London rose by an average of 2.6%. However a rise in stock levels across [prime central London](#) has led to a 5.2% decline in rents in this area in the year to November.

Property investors have already seen an extra 3% stamp duty for additional homes introduced and, from April next year, the mortgage interest relief offered for buy-to-let home loans will begin to taper off, which could lead to some investors reviewing their portfolios, and in some cases bringing their properties back to the market.



### GLOBAL BRIEFING

For the latest news, views and analysis on the world of prime property, visit [KnightFrankblog.com/global-briefing](http://KnightFrankblog.com/global-briefing)

### RESIDENTIAL RESEARCH

**Gráinne Gilmore**

Head of UK Residential Research  
+44 20 7861 5102  
[grainne.gilmore@knightfrank.com](mailto:grainne.gilmore@knightfrank.com)

### PRESS OFFICE

**Jamie Obertelli**

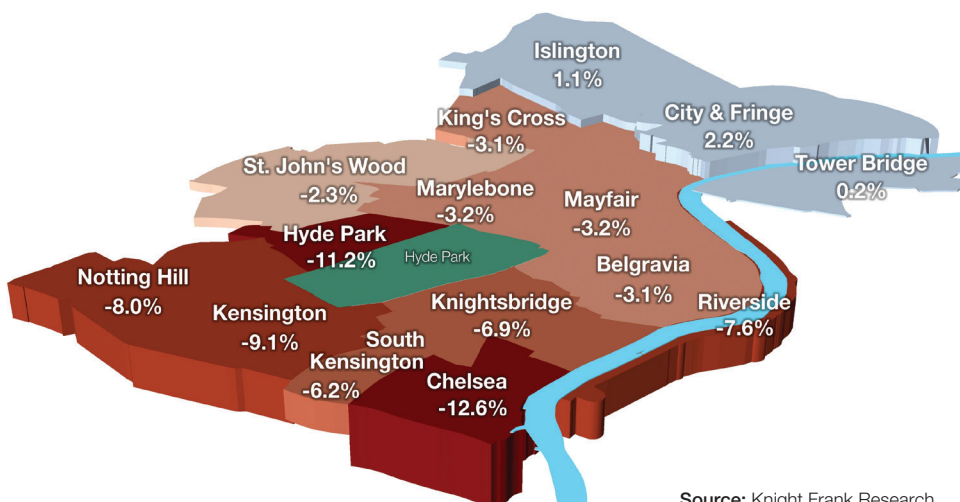
+44 20 7861 1104  
[jamie.obertelli@knightfrank.com](mailto:jamie.obertelli@knightfrank.com)



### Important Notice

© Knight Frank LLP 2016 – This report is published for general information only and not to be relied upon in any way. Although high standards have been used in the preparation of the information, analysis, views and projections presented in this report, no responsibility or liability whatsoever can be accepted by Knight Frank LLP for any loss or damage resultant from any use of, reliance on or reference to the contents of this document. As a general report, this material does not necessarily represent the view of Knight Frank LLP in relation to particular properties or projects. Reproduction of this report in whole or in part is not allowed without prior written approval of Knight Frank LLP to the form and content within which it appears. Knight Frank LLP is a limited liability partnership registered in England with registered number OC305934. Our registered office is 55 Baker Street, London, W1U 8AN, where you may look at a list of members' names.

## Price growth in prime central London, by area, year to November 2016



Source: Knight Frank Research